

Cartridge Fuse, 6.3x32 mm, 440 - 500 VAC, 63 - 500 VDC 1-32 A, High Breaking Capacity up to 1500 A

new



UL 248-14 · 440 - 500 VAC · 63 - 500 VDC · Quick-Acting F



### Description

- 6.3 x 32 mm fuses for primary protection
- 16 rated currents from 1 A to 32 A
- Pigtails optional

### Unique Selling Proposition

- High rated voltages up to 500 VAC / VDC
- High breaking capacity up to 1500 A

### Standards

- UL 248-14
- CSA C22.2 no. 248.14

### Approvals

- UL File Number: E41599

### Applications

- 3-phase applications
- DC applications
- Power supplies
- Frequency converter
- Power electronics

### References


[Packaging Details](#)

Pigtail Type [8020.5078.G](#); [SHF 6.3x32 Pigtail](#)

### Weblinks


[pdf datasheet](#), [html-datasheet](#), [General Product Information](#), [Packaging details](#), [Approvals](#), [CE declaration of conformity](#), [RoHS](#), [CHINA-RoHS](#), [REACH](#), [Distributor-Stock-Check](#), [Detailed request for product](#)

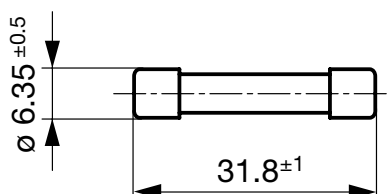
### Technical Data

Rated Voltage	440 - 500 VAC, 63 - 500 VDC
Rated current	1 - 32 A
Breaking Capacity	1500 A - 20 kA
Characteristic	Quick-Acting F
Mounting	Fuseholder / Clip
Admissible Ambient Air Temp.	-40 °C to 85 °C
Climatic Category	40/085/21 acc. to IEC 60068-1
Material: Tube	Ceramic
Material: Endcaps	Nickel-Plated Copper Alloy
Material: Axial Leads	Tin-Plated Copper
Unit Weight	2.84 g
Storage Conditions	0 °C to 60 °C, max. 70% r.h.
Product Marking	 Type, Rated current, Rated Voltage, Characteristic, Breaking capacity, Approvals

Detailed information on product approvals, code requirements, usage instructions and detailed test conditions can be looked up in [General Product Information](#)

### Dimension

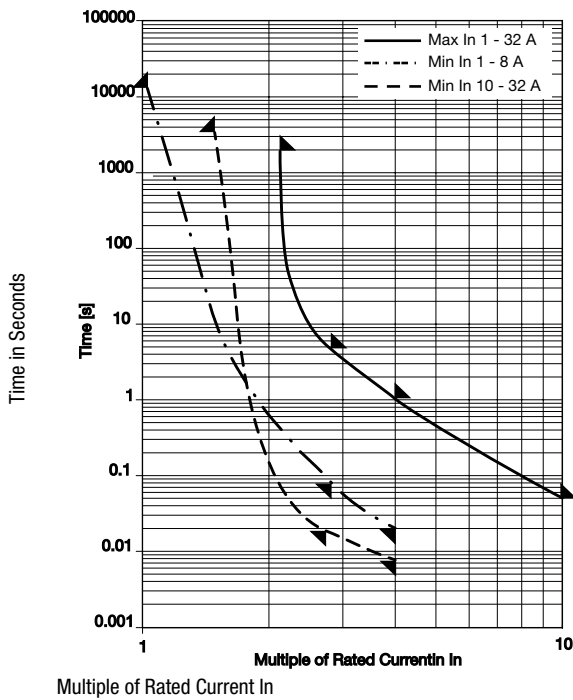
 6.3 mm



## Pre-Arcing Time


Rated Current In	1.0 x In min.	1.5 x In min.	2.1 x In max.	2.75 x In min.	2.75 x In max.	4.0 x In min.	4.0 x In max.	10.0 x In min.	10.0 x In max.
1 A - 8 A		60 min	30 min	20 ms	5 s	8 ms	1 s	-	50 ms
10 A - 32 A	240 min		30 min	100 ms	5 s	20 ms	1 s	-	50 ms

## Time-Current-Curves



## All Variants

Rated Current [A]	Rated Voltage [VAC]	Rated Voltage [VDC]	Breaking Capacity	Voltage Drop 1.0 In max. [mV]	Power Dissipation 1.5 I <sub>n</sub> max. [mW]	Melting I <sup>2</sup> t 10.0 Intyp. [A <sup>2</sup> s]	Order Number
1	500	500	1)	400	1200	1.5	8020.5068
1	500	500	1)	400	1200	1.5	8020.5068.G
1.25	500	500	1)	300	1300	2.9	8020.5069
1.25	500	500	1)	300	1300	2.9	8020.5069.G
1.6	500	400	2)	300	1400	5.8	8020.5070
1.6	500	400	2)	300	1400	5.8	8020.5070.G
2	500	400	2)	280	1700	2	8020.5071
2	500	400	2)	280	1700	2	8020.5071.G
2.5	500	400	2)	260	2000	3.8	8020.5072
2.5	500	400	2)	260	2000	3.8	8020.5072.G
3.15	500	400	2)	240	2300	8.6	8020.5073
3.15	500	400	2)	240	2300	8.6	8020.5073.G
4	500	400	2)	220	2900	14.6	8020.5074
4	500	400	2)	220	2900	14.6	8020.5074.G
5	500	400	2)	190	2900	33.2	8020.5075
5	500	400	2)	190	2900	33.2	8020.5075.G
6.3	500	400	2)	170	3400	61.6	8020.5076
6.3	500	400	2)	170	3400	61.6	8020.5076.G
8	500	400	2)	160	3700	120	8020.5077
8	500	400	2)	160	3700	120	8020.5077.G
10	500	400	2)	150	4500	220	8020.5078

Rated Current [A]	Rated Voltage [VAC]	Rated Voltage [VDC]	Breaking Capacity	Voltage Drop 1.0 In max. [mV]	Power Dissipation 1.5 I <sub>n</sub> max. [mW]	Melting I <sup>2</sup> t 10.0 Intyp. [A <sup>2</sup> s]		Order Number
10	500	400	2)	150	4500	220	●	8020.5078.G
12.5	500	400	2)	140	5500	480	●	8020.5079
12.5	500	400	2)	140	5500	480	●	8020.5079.G
16	500	400	2)	130	6800	760	●	8020.5080
16	500	400	2)	130	6800	760	●	8020.5080.G
20	440	63	3)	130	9500	1350	●	8020.5081
20	440	63	3)	130	9500	1350	●	8020.5081.G
25	440	63	3)	120	13000	2150	●	8020.5082
25	440	63	3)	120	13000	2150	●	8020.5082.G
32	440	63	3)	120	16000	4750	●	8020.5083
32	440	63	3)	120	16000	4750	●	8020.5083.G

Most Popular:

Availability for all products can be searched real-time: <http://www.schurter.com/en/Stock-Check/Stock-Check-SCHURTER>

- 1) 1500 A @ 500 VAC, cos φ = 0.99 - 1  
1500 A @ 250 VAC, cos φ = 0.7 - 0.8  
10 kA @ 125 VAC, cos φ = 0.7 - 0.8  
1500 A @ 500 VDC  
20 kA @ 63 VDC
- 2) 1500 A @ 500 VAC, cos φ = 0.99 - 1  
1500 A @ 250 VAC, cos φ = 0.7 - 0.8  
10 kA @ 125 VAC, cos φ = 0.7 - 0.8  
1500 A @ 400 VDC  
20 kA @ 63 VDC
- 3) 1500 A @ 440 VAC, cos φ = 0.99 - 1  
1500 A @ 250 VAC, cos φ = 0.7 - 0.8  
10 kA @ 125 VAC, cos φ = 0.7 - 0.8  
20 kA @ 63 VDC

<b>Packaging Unit</b>	xxxx.xxxx	Small Box Pack (10 pcs.)
	xxxx.xxxx.G	Bulk (1000 pcs.)