

FG18C0G1H391JNT06

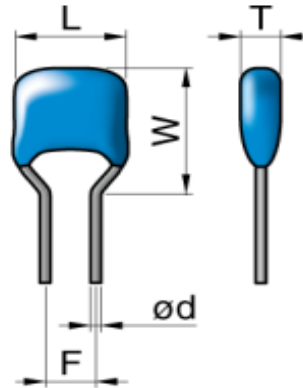


Application

Commercial Grade

Series

FG18



Dimensions

L 4mm Max.
 W 5.5mm Max.
 T 2.5mm Max.
 F 2.5mm +0.5,-0.2mm
 d 0.5mm +0.1,-0.03mm

Temperature Characteristic

-55 to 125°C 0+/-30ppm/°C

Rated Voltage

50Vdc

Capacitance

390pF

Capacitance Tolerance

+/-5%

Q Factor

1000 Min.

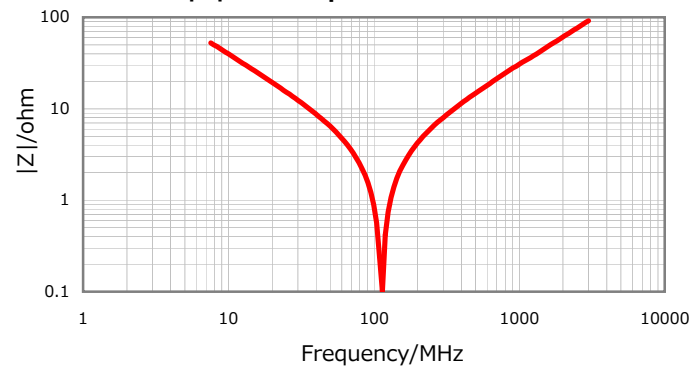
Insulation Resistance

10000Mohm Min.

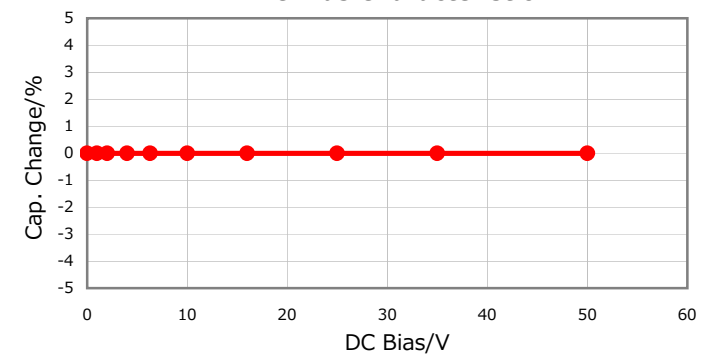
AEC-Q200

No

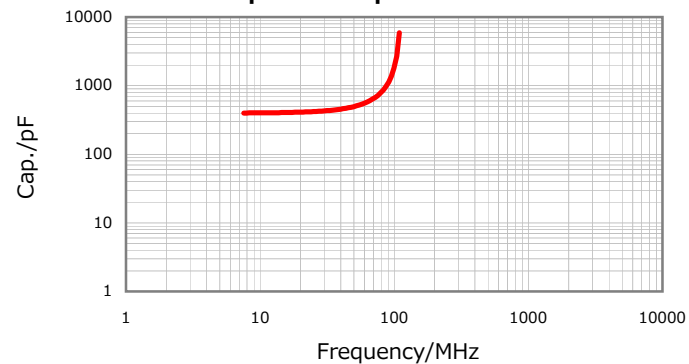
|Z| vs. Freq. Characteristic



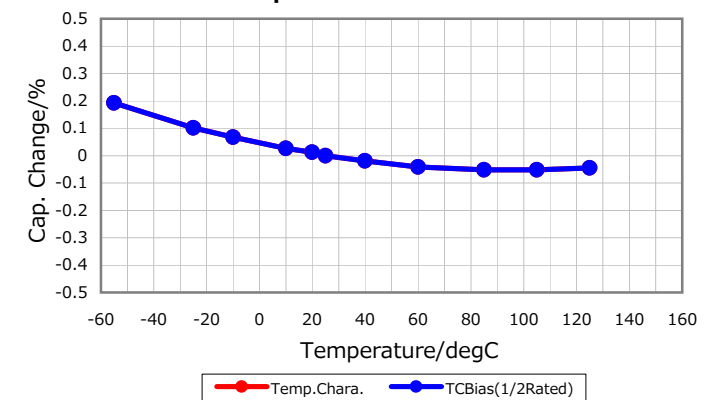
DC Bias Characteristic



Cap. vs. Freq. Characteristic



Temperature Characteristics



Characterization Sheet (MLCC with Dipped Radial Lead)



All specifications are subject to change without notice.

December 28, 2015