

C4520JB3D471M130KA

TDK Item Description : C4520JB3D471MT****



Application & Main Feature

Commercial Grade (High Voltage (1000V and over))

Series

C4520 [EIA CC1808]



Dimensions

L 4.50mm +/-0.4mm
 W 2.00mm +/-0.2mm
 T 1.30mm +/-0.2mm
 B 0.20mm Min.
 G

Temperature Characteristic

JB (-25 to 85 degC +/-10%)

Rated Voltage

3D (2000Vdc)

Capacitance

470pF

Capacitance Tolerance

M (+/-20%)

Dissipation Factor

3% Max.

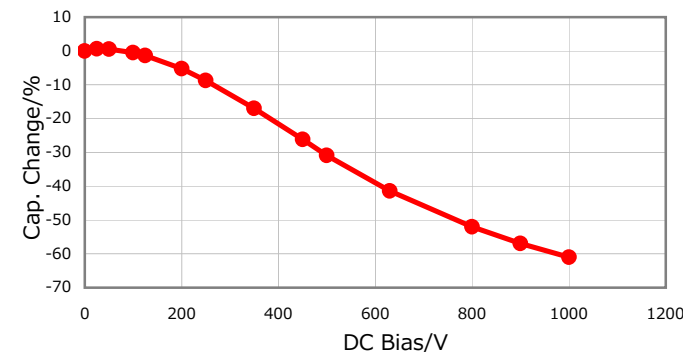
Insulation Resistance

10Gohm Min.

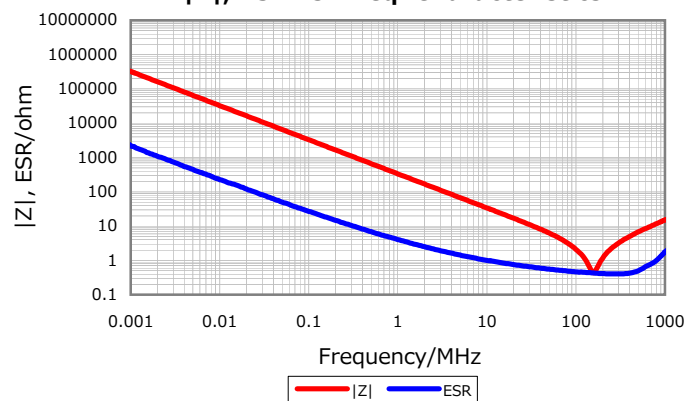
AEC-Q200

Not Applicable

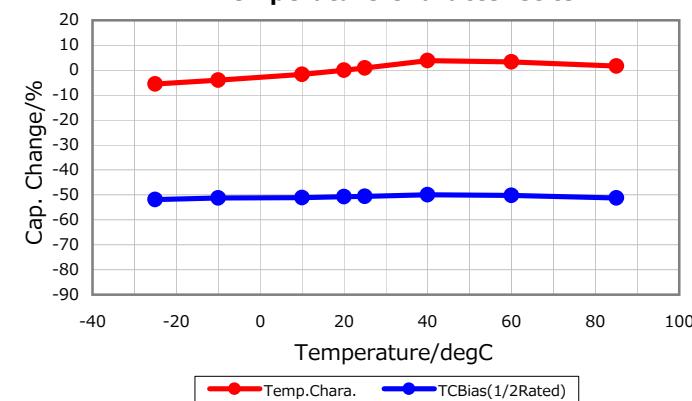
DC Bias Characteristic



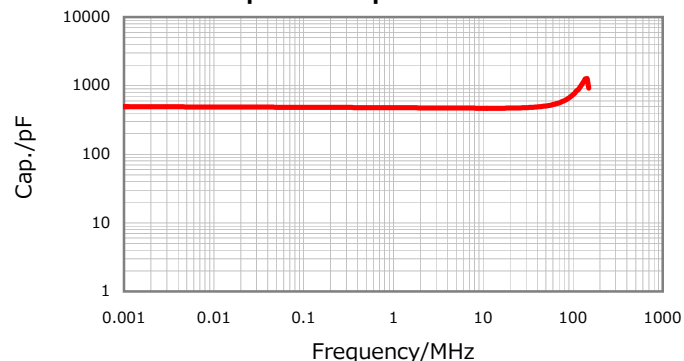
|Z|, ESR vs. Freq. Characteristics



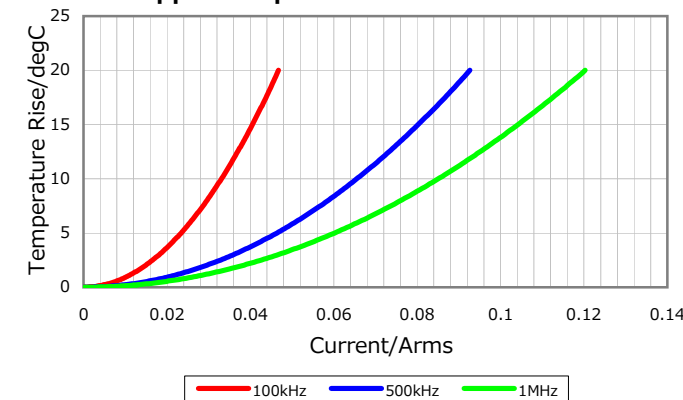
Temperature Characteristics



Cap. vs. Freq. Characteristic



Ripple Temperature Rise Characteristics



Characterization Sheet (Multilayer Ceramic Chip Capacitors)



⚠ All specifications are subject to change without notice.

January 4, 2016