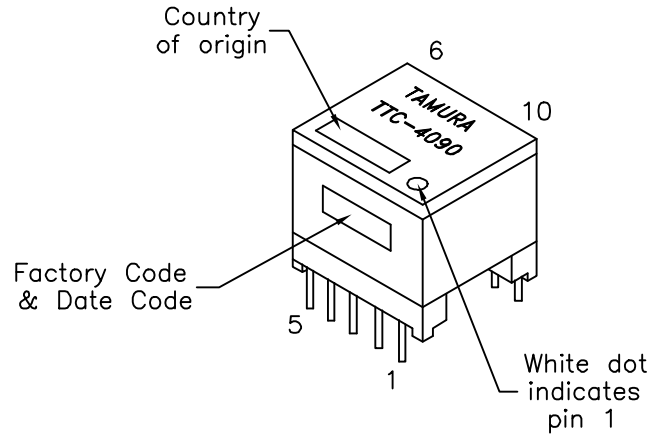
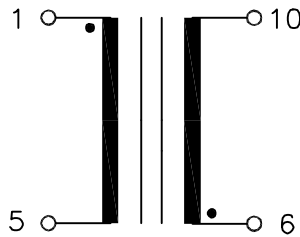


A. Electrical Specifications (@ 25 °C)

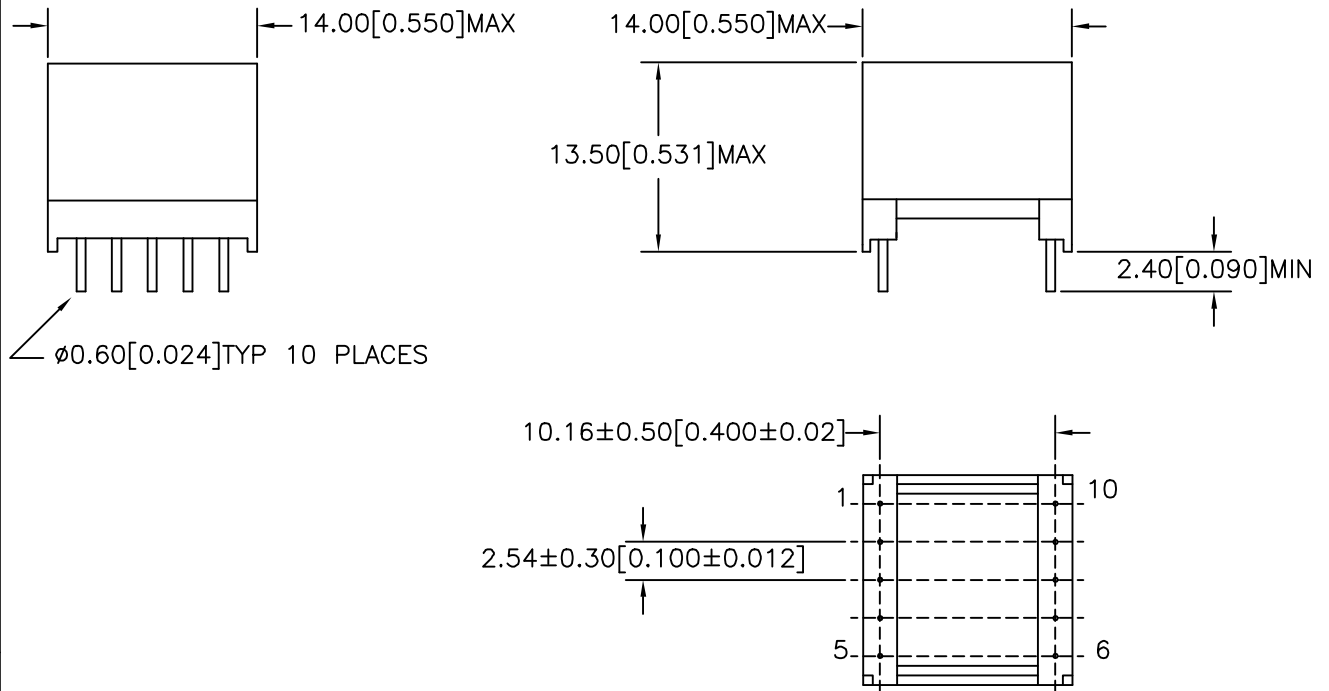
1. Primary Open Circuit Inductance; 3.0mH ±5% @ 10KHz, 0.1Vrms, 150mA DC Measured (1-5)
2. DC Resistance; (1-5)=2.5Ω MAX
(10-6)=2.5Ω MAX
3. Turns Ratio; (1-5):(10-6)=1:1.00±2%
4. Dielectric Strength; 1875Vrms 1 second @ Wdg. to Wdg.

B. Marking; TTC-4090, TAMURA, date code and country of origin

C. Schematic;



D. Mechanical Specifications;



PREPARED BY:

D. Rund

ENGINEER:

M. Pitchai

QUALITY CONTROL:

D. Kelley

APPROVED:

J. Coleman

DWG CONTROL NO.
P-A1-12805
ACAD\TTC\A1128051.DWG

REV
-

COMMON MODE
CHOKE

TAMURA CORPORATION OF AMERICA
43352 BUSINESS PARK DRIVE, TEMECULA, CA. 92590-6624
(909) 699-1270 FAX 9096769482

TTC-4090

MODEL SPECIFICATION

DIM: mm(in) SCL: 2/1 SH: 1 OF 1

PROPRIETARY NOTICE: THIS DRAWING PRINT OR DOCUMENT AND SUBJECT MATTER DISCLOSED HEREIN ARE PROPRIETARY ITEMS TO WHICH TAMURA RETAINS THE EXCLUSIVE RIGHT OF DISSEMINATION, REPRODUCTION, MANUFACTURE AND SALE. THIS DRAWING, PRINT OR DOCUMENT IS SUBMITTED IN CONFIDENCE FOR CONSIDERATION BY THE RECIPIENT ALONE UNLESS PERMISSION FOR FURTHER DISCLOSURE IS EXPRESSLY GRANTED IN WRITING.