MGV1004R47M-10

PHYSICAL DIMENSIONS:

A	11.00	±	0.50
B	10.00	±	0.30
C	4.00	±	0.30
D	2.90	±	0.50
E	2.20	±	0.50

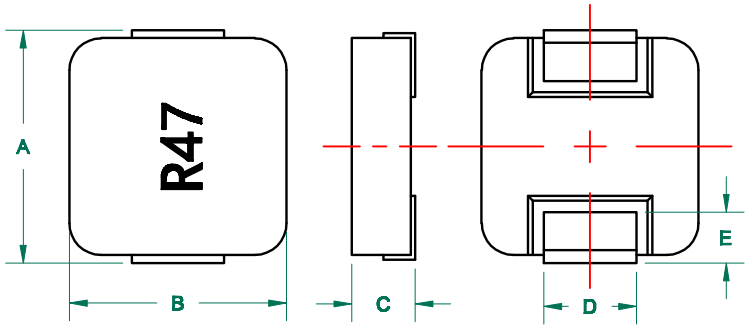

LAND PATTERNS FOR REFLOW SOLDERING

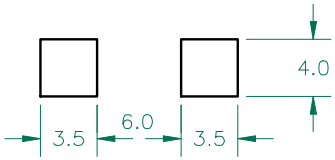

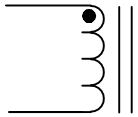

UNCONTROLLED DOCUMENT

Pb

RoHS

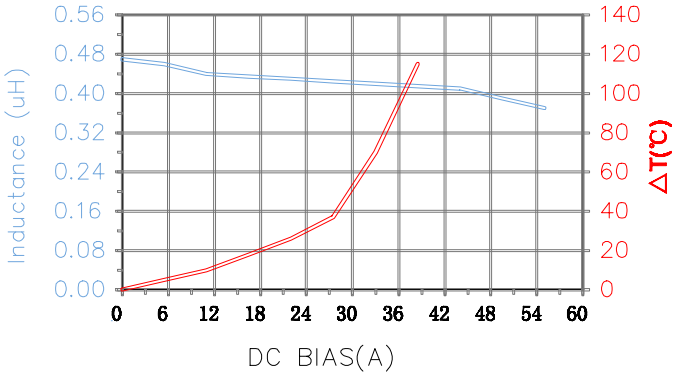

	Min	Nom	Max
INDUCTANCE (uH) L @ 100KHz/0.25V ±20%	0.376	0.47	0.564
DCR (mΩ)			1.600

Saturation Current [3] Isat (A)	53.00
Temperature Rise Current Irms [4] (A)	28.50

NOTES: UNLESS OTHERWISE SPECIFIED

1. COMPONENTS SHOULD BE ADEQUATELY PREHEATED BEFORE SOLDERING.
2. OPERATION TEMPERATURE RANGE: −40°C~+125°C (INCLUDING SELF−HEATING).
3. DEFINITION OF SATURATION CURRENT (ISAT): DC CURRENT AT WHICH THE INDUCTANCE DROPS ≤25% FROM ITS VALUE WITHOUT CURRENT.
4. DEFINITION OF TEMPERATURE RISE CURRENT (IRMS): DC CURRENT THAT CAUSES THE TEMPERATURE RISE (ΔT ≤40°C) FROM 25°C AMBIENT.

DIMENSIONS ARE IN mm.

REV	DESCRIPTION	DATE	INT
B	CHANGE TOLERANCE OF D FROM 0.30	03/26/13	QIU
A	ORIGINAL DRAFT	10/10/12	QIU

This print is the property of Laird Tech. and is loaned in confidence subject to return upon request and with the understanding that no copies shall be made without the written consent of Laird Tech. All rights to design or invention are reserved.

Laird

PROJECT/PART NUMBER:	REV	PART TYPE:	DRAWN BY:
MGV1004R47M−10	B	POWER INDUCTOR	QIU

DATE:	SCALE:	SHEET:
10/10/12	NTS	1 of 1

CAD # MGV1004R47M−10−B TOOL # −