


Types CE, CM, CP Disc Ceramic Capacitors

EIA Class 1 Temperature Compensating Capacitors



EIA Class 1 temperature compensating capacitors are ideal for timing and oscillating circuits. They are conformally coated and have one inch long minimum radial leads.

Highlights

- Small size
- Conformally coated
- Radial leads
- Temperature compensating



Specifications

Capacitance Range:	1 pF to 220 pF
Voltage Range:	50, 500, 1000 Vdc
Tolerance:	See ratings tables
Operating Temperature Range:	-55 °C to +125 °C
Insulation Resistance:	10,000 megohms minimum
Breakdown Voltage:	3 x rated (5 seconds Max.)
Power Factor:	5% Max. @ 1 MHz
Lead Length:	1.0 inch minimum

Complies with the EU Directive 2002/95/EC requirement restricting the use of Lead (Pb), Mercury (Hg), Cadmium (Cd), Hexavalent chromium (Cr(VI)), PolyBrominated Biphenyls (PBB) and PolyBrominated Diphenyl Ethers (PBDE).

Ratings

Cap (pF)	Catalog Part Number	Tol. (±)	Temp. Coef.	Size (Inches)				Size (Millimeters)			
				D	T	S	d	D	T	S	d
50 Vdc											
1	CEC010C *	.25 pF	NPO	.157	.118	.098	.015	4.0	3.0	2.5	.4
5	CEC050C**	.25 pF	NPO	.157	.118	.098	.015	4.0	3.0	2.5	.4
10	CEC100J **	5%	NPO	.157	.118	.098	.015	4.0	3.0	2.5	.4
15	CEC150J *	5%	NPO	.157	.118	.098	.015	4.0	3.0	2.5	.4
22	CEC220J*	5%	NPO	.157	.118	.098	.015	4.0	3.0	2.5	.4
100	CEU101J *	5%	N750	.236	.118	.197	.020	6.0	3.0	5.0	.5
220	CEC221J **	5%	NPO	.413	.118	.197	.020	10.5	3.0	5.0	.5
500 Vdc											
20	CMC200J **	5%	NPO	.236	.157	.252	.025	6.0	4.0	6.4	.6
1000 Vdc											
1.5	CPC1R5C *	.25 pF	NPO	.236	.177	.252	.025	6.0	4.5	6.4	.6
4.7	CPC4R7C *	.25 pF	NPO	.236	.177	.252	.025	6.0	4.5	6.4	.6
18	CPC180J **	5%	NPO	.236	.177	.252	.025	6.0	4.5	6.4	.6
33	CPC330J **	5%	NPO	.291	.177	.252	.025	7.4	4.5	6.4	.6
100	CPC101J *	5%	NPO	.512	.177	.252	.025	13.0	4.5	6.4	.6

* Available only until stock is depleted

**Obsolete part number

Types CE, CM, CP Disc Ceramic Capacitors

Physical Specifications

Case: Conformal Coating

Lead material: Tinned copper wire. (Minimum lead content: 5%)

TEMPERATURE COEFFICIENT CODES

Temperature Range -55°C +125°C	% Change Per 1°C
NPO-(COG)	±30ppm
	.0030%

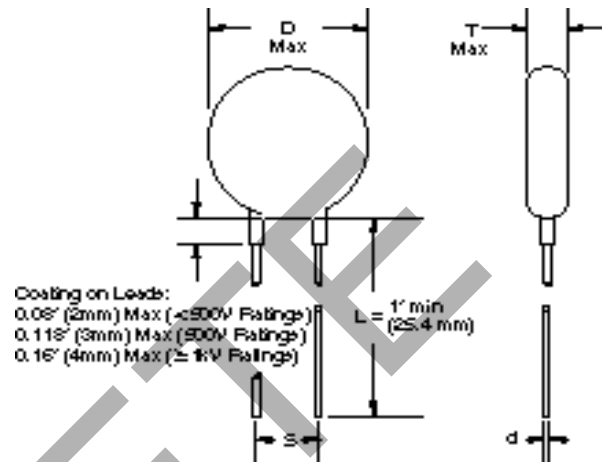
Tape and Reel Available upon Request

Leads are formed to .200 (5.0mm) lead spacing

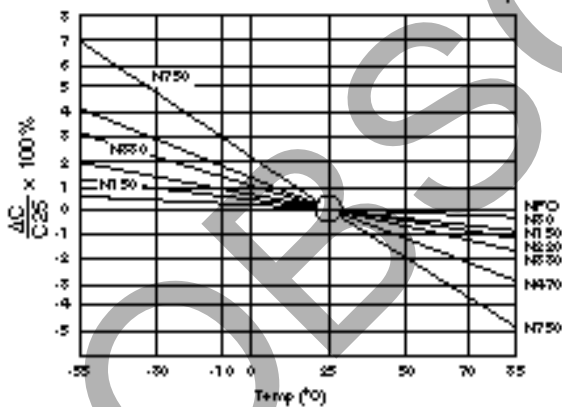
For D less than .315 (8.0mm) - Quantity/Reel = 2500 pcs

For D .315 (8.0mm) to .472 (12.0mm) - Quantity/Reel = 2000 pcs

Tape and Reel not available for D greater than .472 (12mm)



Capacitance vs. Temperature



Capacitance vs. Frequency

